
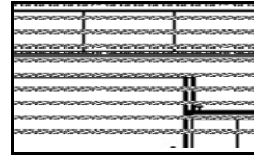


# Puyallup Home Show at **SHOWPLEX** Western Washington Fairgrounds Puyallup, WA.

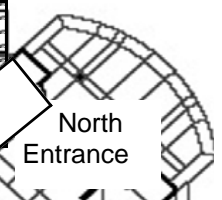
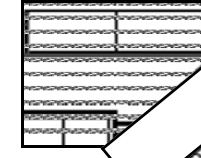
**Service Entrance**



**Service Entrance**



**Service Entrance**



**Food Court**

**Espresso Area**

**East Entrance**

**MAIN ENTRANCE**

**BLUE GATE**

2018	1918	1818	1718	1618	1518	1418	1318	1218	1118
2017	1917	1817	1717	1617	1517	1417	1317	1217	1117
2016	1916	1816	1716	1616	1516	1416	1316	1216	1116
2015	1915	1815	1715	1615	1515	1415	1315	1215	1115
2014	1914	1814	1714	1614	1514	1414	1314	1214	1114
2013	1913	1813	1713	1613	1513	1413	1313	1213	1113

1018	918	818	718	618	518	418	318	218	118
1017	917	817	717	617	517	417	317	217	117
1016	916	816	716	616	516	416	316	216	116
1015	915	815	715	615	515	415	315	215	115
1014	914	814	714	614	514	414	314	214	114
1013	913	813	713	613	513	413	313	213	113

Each booth includes:

- > Back Curtains 10' High
- > Side Curtains 3' High
- > Electricity (500 watts) (2) 110 Outlets.
- > Sign (7" x 44") (26 characters)

2012	1912	1812	1712	1612	1512	1412	1312	1212	1112
2011	1911	1811	1711	1611	1511	1411	1311	1211	1111
2010	1910	1810	1710	1610	1510	1410	1310	1210	1110
2009	1909	1809	1709	1609	1509	1409	1309	1209	1109
2008	1908	1808	1708	1608	1508	1408	1308	1208	1108
2007	1907	1807	1707	1607	1507	1407	1307	1207	1107

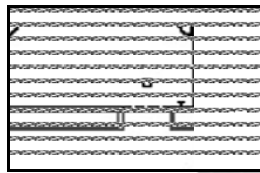
**Lecture Area**

ED Hume SAT 2PM  
Ciscoe Morris SUN 2PM


1012	912	612	512	412	312	212	112
1011	911	611	511	411	311	211	111
1010	910	610	510	410	310	210	110
1009	909	609	509	409	309	209	109
1008	908	608	508	408	308	208	108
1007	907	607	507	407	307	207	107

2006	1906	1806	1706	1606	1506	1406	1306	1206	1106
2005	1905	1805	1705	1605	1505	1405	1305	1205	1105
2004	1904	1804	1704	1604	1504	1404	1304	1204	1104
2003	1903	1803	1703	1603	1503	1403	1303	1203	1103
2002	1902	1802	1702	1602	1502	1402	1302	1202	1102
2001	1901	1801	1701	1601	1501	1401	1301	1201	1101

**Service Entrance**



**Service Entrance**



**Service Entrance**

